

# ACH Activity

CENTRAL  
PACIFIC  
BANK

## ACH Activity

Navigate to Business apps > **ACH Activity**.

The screenshot shows the Central Pacific Bank Business Apps navigation menu. The 'Business Apps' dropdown is open, and 'ACH Activity' is highlighted with a mouse cursor. Other menu items include 'ACH Participants', 'ACH Templates', 'One-Time ACH Transaction', and 'User Administration'. The top navigation bar includes 'Welcome, [User]', 'Chat With Us', '15 Messages', 'Help', 'Logout', and '日本語'. The main content area shows 'Accounts' with a 'Checking' account listed.

Go to ACH Activity to view **Pending ACH Batches**.

The screenshot displays the 'Pending ACH Batches (Awaiting User Action)' screen. It includes a checkbox for 'Show Search Options' and a table of pending batches. The table has columns for 'Ref #', 'Batch', 'Company', 'Amount', 'Status', and 'Effective Date'. A single batch is shown with a checkbox, a green up arrow, and a trash icon. Below the table are buttons for 'EXPORT', 'REJECT', and 'APPROVE'.

Ref #	Batch	Company	Amount	Status	Effective Date
55555	Name: Test Fund From: x1234 Business Value Checking	Company Name - x1234	\$15.00	Pending Approval(s): 1	06/09/2022

### TIPS

Select the checkbox pending batch to **Export**, **Reject**, or **Approve** it.

If you have any **Scheduled Batches**, you will find them here.

The screenshot shows the 'Scheduled Batches' screen. It includes a checkbox for 'Show Search Options' and a table with columns for 'Ref #', 'Batch', 'Company', 'Schedule', 'Amount', and 'Effective Date'. The table is empty, and the text 'There are no batches to display.' is centered below the table.


### TIPS

Select the checkbox to **Search** for specific batches.

If you have completed transactions, you will find them in **ACH History**.

### ACH History

Show Search Options



Ref #	Batch	Company	Amount	Status	Effective Date
<i>There are no batches to display.</i>					

#### TIPS

Select the checkbox to **Search** for specific transactions.


### ACH Activity - ACH History



Completed or canceled transactions show in **ACH History**.


### ACH History

Show Search Options

**TIP**

 icon.

Ref #	Batch	Company	Amount	Status	Effective Date	
55555	Name: Test Type: PPD Credit - Consumer Credit Fund From: x1234 Business Value Checking (One time)	Company Name - x1234	\$10.62	Canceled	06/15/2022	



You can **Print** the details of a completed or canceled ACH transaction or press **Close** to return to **ACH Activity**.

## Scheduled ACH Batches



### CENTRAL PACIFIC BANK

Print

Ref #5555: Test 123456

Prefunding Status: Prefunding  
Not Applied

Type: PPD Credit - Consumer  
Credit  
Aggregated Offset Account:  
x1234 Business Value Checking  
(Available \$2,223.46)  
Company Entry Description: Test  
Use Participant Distributions: No

Business: Business Name  
Company: Company Name -  
x1234  
Initiated by: User Name  
Initiation Date: 06/14/2022

Canceled By: User Name  
Cancellation Date: 06/14/2022

### Batch Entries

Nickname	Unique Identifier	Account Number	Account Type	Amount	Memo
Nickname 1	Unique ID	x1234	Checking	\$3.55	
Nickname 2	Unique ID	x1234	Checking	\$4.95	
Nickname 3	Unique ID	x1234	Checking	\$1.22	
Nickname 4	Unique ID	x1234	Checking	\$0.90	

Active Total \$10.62

CLOSE